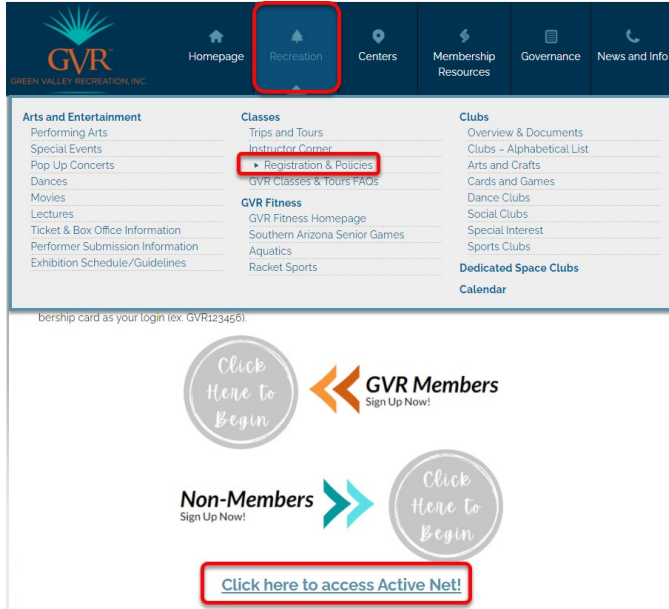
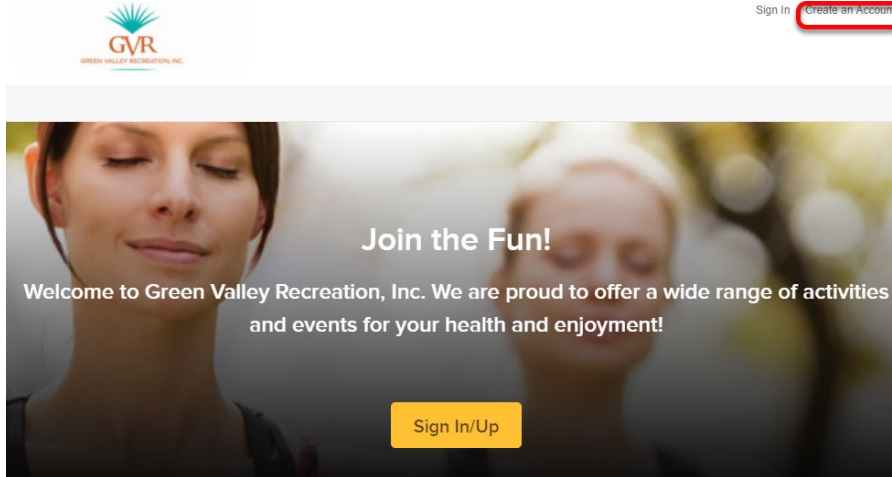


Non-Members/General Public

1. You can set-up your Active Net account through our website at www.gvrec.org, hover over **Recreation**, then click **Registration & Policies** under **Classes** Click the blue link **Click here to access Active Net**



2. You will be directed to this page. Click **Create an Account**



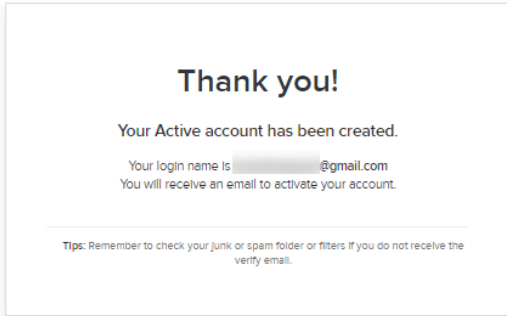
3. For your Login name you will use your email address

Enter your email address

*Email address (Required)

Already have an account? [Sign In](#)

4. Click **Next**
5. Complete the required fields (marked with a red asterisk) on the next 2 screens. Click **Next**



6. Check the email that you entered for verification and a link to login.
7. That's it! Click on **Activities** in the upper left corner to browse all we have to offer!
8. The next time you need to login, just click the blue link from our **Registration & Policies** page. Your login will continue to be the email address you used while creating your account

